



Business Café
Trust, Collaboration, Solutions.

3 June 2024

The purpose of this communique (*with all rights reserved and without prejudice*) is to provide observations on how George Voters voted in the national and provincial 2024 elections

HOW THE CITIZENS OF GEORGE VOTED IN THE 2024 ELECTIONS

The manner in which President Ramaphosa and the ANC accepted the outcome of the elections speaks of the acknowledgment to build a new political dispensation.

The true character of leadership of putting South Africa first will now be tested. An observation is that the ANC and the two splinter parties emanating from the ANC e.g., EFF and MK still jointly command 64% of the vote.

How far ideologically do they “really” differ from each other?

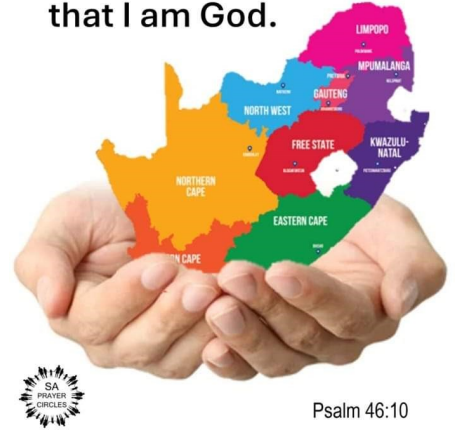
Should they put their “personality” differences and egos aside and agree to work together then the predominant ANC ideology will still be ruling the country.

“**Your Democracy Own It**” the slogan of the IEC has not been embraced by South Africans as only 58,64% of registered voters casted their votes. Leaving 11,5 million (41,46%) of registered voters plus a further 10,7 million eligible voters who have not registered to vote.

In George the voter turnout was 59,91% - 69,513 voters with lowest % at a voting station of 33,43% and highest voting station registering of 83,05%

Taking these national estimated figures into account only 42,35% of eligible voters voted. As the parties engage and conclude coalition discussions and agreements let us “**Own our Democracy**” keep them accountable for the stewardship we have entrusted them with.

Be still and know
that I am God.



Psalm 46:10

As South Africans we must firstly thank God for the way which the elections were conducted.

It was once again manifested that no political party can “save” South Africa it is only God who can.



“langbroek tot kortbroek tot geen broek” Is this the Coalition Challenge?



Should the ANC and the DA enter a coalition how far would either party go to agree on the ideology and what the “governance rules” within the joint caucus would be. As at present the political party with the most members in the coalition still dominates the decisions and policy making outcomes. Without clear accountabilities and governance such a coalition could be likened to the ANC and National Party coalition of 1994 which followed the route from “langbroek tot kortbroek tot geen broek” and the ultimate demise of the National Party. The IFP and PA will need to be included in the coalition mix as without them challenges could mount.

How did voters in George contribute to the election, firstly at National –, secondly at Provincial- and thirdly the trend which followed during the 2016 and 2021 local Municipal election.

NATIONAL ELECTION RESULTS — GEORGE

Table 1 below is the comparative outcome of George over the past 3 years (2014, 2019 and 2024) national elections. The information was obtained from the IEC website and presented in a comparative table view.

IEC NATIONAL 2014_2019_2024 Election outcome for George							2024 as a % of the cumulative Ave of 2014 + 2019	
Information obtained from the IEC							Voter net gain (+) or loss (-)	Voter % net gain (+) or loss (-)
Party	2014		2019		2024			
	Voters	% Votes	Voters	% Votes	Voters	% Votes		
DA	35 791	53,35%	33 680	50,19%	35 478	50,84%	743	2,14%
ANC	24 936	37,17%	21 525	32,08%	13 835	19,82%	-9396	-40,44%
PA	49	0,07%	21	0,03%	10 083	14,45%	10048	28708,57%
VF plus	1 322	1,97%	4 009	5,97%	2 516	3,61%	-150	-5,61%
PBI	0	0,00%	0	0,00%	0	0,00%		
EFF	1 006	1,50%	2 123	2,86%	3 467	4,97%	1903	121,60%
ACDP	670	1,00%	1 470	2,25%	950	1,36%	-120	-11,21%
GOOD	0	0,00%	1 499	2,23%	564	0,81%	-935	-124,75%
ICOSA	1 879	2,80%	716	1,07%	0	0,00%	-1298	-100,00%
HOPE4SA	0	0,00%	0	0,00%	431	0,62%		

Table 1. 2024 National Election outcome for George.

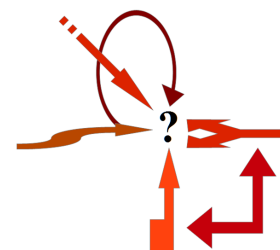
The Patriotic Alliance (PA) is the biggest winner with “rocketing growth” and the ANC the biggest loser with “plummeting decline”.

The DA’s growth in voter numbers is small and based on the previous two elections seem to have flattened out to hold at round 50% of the vote.

Although the EFF shows growth it is noted that the PBI put its weight behind the EFF.

GOOD and ICOSA have fallen off the grid.

HOPE4SA emerged as a value-based alternative for the reported 85% Christians in South Africa. Their manifesto focusses on Biblical principles and righteous leadership and has attracted the eighth highest voter tally of voters in George with regard the National ballad.





Provincial Election results (George)

Table 2 below is the comparative outcome in George over the past 3 (2014, 2019 and 2024) provincial elections. The information was obtained from the IEC website and presented in a comparative table

IEC PROVINCIAL 2014_2019_2024 Election outcome for George							2024 as a % of the cumulative Ave of 2014 + 2019	
Information obtained from the IEC							Voter net gain (+) or loss (-)	Voter % net gain (+) or loss (-)
Party	2014		2019		2024			
	Voters	% Votes	Voters	% Votes	Voters	% Votes		
DA	35 978	54,71%	33 367	51,12%	35 936	52,04%	1264	3,64%
ANC	23 978	36,46%	19 459	29,81%	12 979	18,79%	-8740	-40,24%
PA	65	0,10%	0	0,00%	10 732	15,54%	10700	32921,54%
VF plus	803	1,22%	2 884	4,42%	2 471	3,58%	628	34,04%
PBI	0	0,00%	2 882	4,41%	0	0,00%		
EFF	878	1,34%	1 886	2,86%	3 415	4,94%	2033	147,11%
ACDP	575	0,87%	1 470	2,25%	985	1,43%	-38	-3,67%
GOOD	0	0,00%	1 396	2,14%	601	0,87%	-795	-113,90%
ICOSA	2 196	3,34%	676	1,04%	0	0,00%	-1436	-100,00%


Table 2. 2024 Provincial Election outcome for George

Provincially it is a similar outcome to that of the national election in table 1 with a slight increase of votes for the DA and the PA. Based on the outcome of the 2021 municipal elections (table 3) and the recent victories in by-elections by the PA the DA had to produce a plan. The DA support shrunk by nine percentage points from 55,44% in 2016 to 46,44% in 2021. This forced the DA into a coalition with the FF plus and ACDP. The DA's campaign to regain votes in George was strengthened by the longer-term presence of Helen Zille in George who "championed" the campaign to consolidate the vote. The slight increase in the vote for the DA at provincial level is indicative to the holding pattern or base support around 50% for the DA in George.

Information obtained from the IEC (WARD AND PR)				
Party	2016		2021	
	Voters	% Votes	Voters	% Votes
DA	66 419	55,44%	49 963	46,44%
ANC	34 981	29,20%	19 148	17,80%
PA	0	0,00%	1 727	1,61%
VF plus	1 984	1,71%	7 141	6,64%
PBI	4 007	3,34%	10 660	9,91%
EFF	2 999	2,50%	3 158	2,94%
ACDP	1 659	1,38%	1 672	1,55%
GOOD	0	0,00%	11 231	10,44%
ICOSA	2 988	2,49%	532	0,49%

Table 3. 2016_2021 Municipal Election outcome for George.

The impact of coalitions at national level will have far reaching implication for the structuring of coalitions at provincial and local municipal level. As people who own our democracy we need to be vigilant and ready to embrace the imminent changes South Africa is facing and our local political dynamic.



Business Café
Trust, Collaboration, Solutions.

Dr Dennis V Farrell
 Office: +27 44 874 4256
 Cellphone: +27 82 453 5840
 E-mail: dennis@businesscafe.co.za
 Website: www.businesscafe.co.za
 YouTube: Business Café

